

Reduced Glare

ANTARES

DOWNLIGHT SERIES

A series of downlights with a bevel trim design based on absolute minimalism. Incorporating ELR's signature modular concept design, LED modules are fully interchangeable with various choices to provide optimal illumination for all kinds of spaces.



Fixture Features



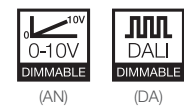
Module Colour Temperature Variation



Beam Angle



Driver Dimming Variation



ANTARES 3

RECESSED ROUND FIX / TILT DOWNLIGHT LUMINAIRE



#ROUND
#FIX
#TRIM



#ROUND
#TILT
#TRIM

TECHNOLOGY AND FEATURES



ATePS

Advanced Thermal Protection System




ComfyEYE

Low Flicker, No Risk (IEEE 1789)




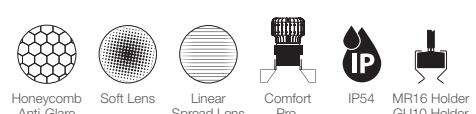
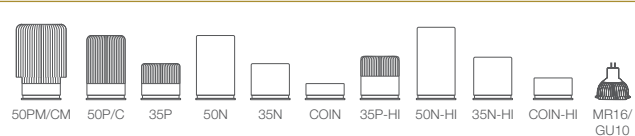
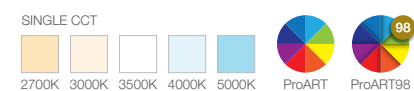


















BEAM

Converging Optical Lens Maximising LOR



Ceiling Safe

AVAILABLE OPTIONS

<p>FIXTURE COLOUR OPTIONS</p>	<p>Trim Colour Options</p> <p>MATT WHITE RAL9003 MATT BLACK RAL9011</p> 																																													
<p>ACCESSORIES</p> <p><i>*IP54 seal accessory is valid for fix angle fixtures only.</i></p>	 <p>Honeycomb Anti-Glare Louvre Soft Lens Linear Spread Lens Comfort Pro IP54 MR16 Holder GU10 Holder</p>																																													
<p>LED MODULE</p> <p><i>*Drivers for 24CV LED modules are sold separately.</i></p> <p><i>**tuneWHITE and flexiK are recommended to be paired with Soft Lens for better colour mixing effect.</i></p> <p><i>*Drivers for RGBW LED modules are sold separately.</i></p>	 <table border="1" data-bbox="351 1187 1436 1836"> <thead> <tr> <th></th> <th>10°</th> <th>20°</th> <th>35°</th> <th>60°</th> </tr> </thead> <tbody> <tr> <td> <p>SINGLE CCT</p>  <p>2700K 3000K 3500K 4000K 5000K ProART ProART98</p> </td> <td>✓</td> <td>✓</td> <td>✓</td> <td>✓</td> </tr> <tr> <td> <p>50PM / 50CM / 50P / 50C / 35P / 50N / 35N / COIN</p> </td> <td>✓</td> <td>✓</td> <td>✓</td> <td>✓</td> </tr> <tr> <td> <p>35P-HI / 50N-HI / 35N-HI / COIN-HI</p> </td> <td>✓</td> <td></td> <td></td> <td></td> </tr> <tr> <td> <p>ComfySHIFT</p>  <p>ComfySHIFT</p> </td> <td>✓</td> <td>✓</td> <td>✓</td> <td>✓</td> </tr> <tr> <td> <p>WARM DIM</p>  <p>WARM DIM</p> </td> <td>✓</td> <td>✓</td> <td>✓</td> <td>✓</td> </tr> <tr> <td> <p>tuneWHITE</p>  <p>tuneWHITE</p> </td> <td></td> <td></td> <td></td> <td></td> </tr> <tr> <td> <p>flexiK</p>  <p>flexiK</p> </td> <td></td> <td>✓</td> <td>✓</td> <td>✓</td> </tr> <tr> <td> <p>RGBW</p>  <p>RGBW</p> </td> <td></td> <td></td> <td>✓</td> <td>✓</td> </tr> </tbody> </table>		10°	20°	35°	60°	<p>SINGLE CCT</p>  <p>2700K 3000K 3500K 4000K 5000K ProART ProART98</p>	✓	✓	✓	✓	<p>50PM / 50CM / 50P / 50C / 35P / 50N / 35N / COIN</p>	✓	✓	✓	✓	<p>35P-HI / 50N-HI / 35N-HI / COIN-HI</p>	✓				<p>ComfySHIFT</p>  <p>ComfySHIFT</p>	✓	✓	✓	✓	<p>WARM DIM</p>  <p>WARM DIM</p>	✓	✓	✓	✓	<p>tuneWHITE</p>  <p>tuneWHITE</p>					<p>flexiK</p>  <p>flexiK</p>		✓	✓	✓	<p>RGBW</p>  <p>RGBW</p>			✓	✓
	10°	20°	35°	60°																																										
<p>SINGLE CCT</p>  <p>2700K 3000K 3500K 4000K 5000K ProART ProART98</p>	✓	✓	✓	✓																																										
<p>50PM / 50CM / 50P / 50C / 35P / 50N / 35N / COIN</p>	✓	✓	✓	✓																																										
<p>35P-HI / 50N-HI / 35N-HI / COIN-HI</p>	✓																																													
<p>ComfySHIFT</p>  <p>ComfySHIFT</p>	✓	✓	✓	✓																																										
<p>WARM DIM</p>  <p>WARM DIM</p>	✓	✓	✓	✓																																										
<p>tuneWHITE</p>  <p>tuneWHITE</p>																																														
<p>flexiK</p>  <p>flexiK</p>		✓	✓	✓																																										
<p>RGBW</p>  <p>RGBW</p>			✓	✓																																										
<p>DRIVER DIMMING</p>	 <p>(ND) (PH) (AN) (DA)</p>																																													

ANTARES 3

#ROUND
#FIX
#TILT
#TRIM

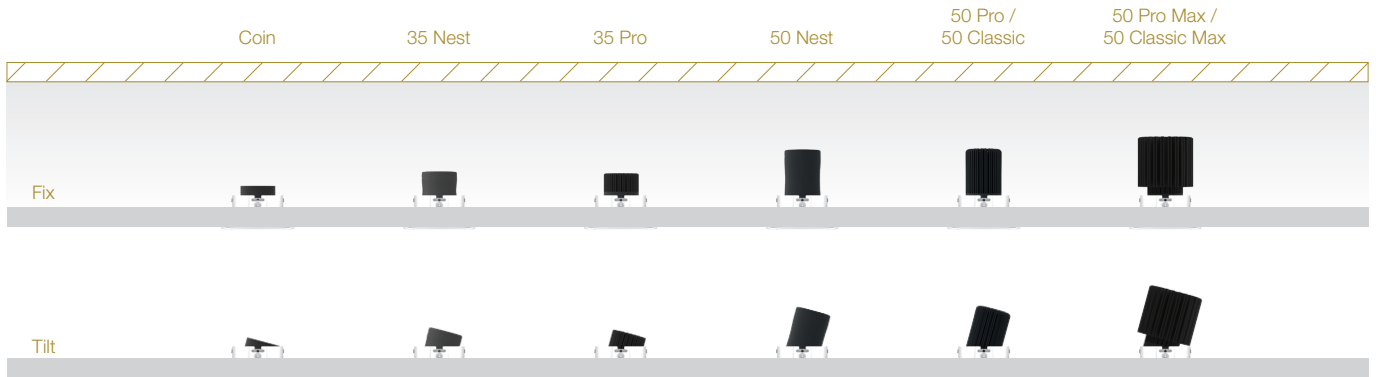
SPECIFICATIONS

FIXTURE

Family Type	Antares series
Fixture Colours	Matt white, matt black
Fixture Materials	Aluminium
Accessories	Honeycomb anti-glare louvre, soft lens, linear spread lens, Comfort Pro, IP54 seal
Ingress Protection	IP40, IP54

LED MODULE & DRIVER

Compatible LED Modules	50, 35, COIN series LED modules or MR16/GU10
Lifetime	Up to 50,000 hours L80 lamp life with LM80 tested LED chip packages
Beam Angles	10°, 20°, 35°, 60°
Colour Temperatures	2700K, 3000K, 3500K, 4000K, 5000K, ComfySHIFT, Warm Dim, tuneWHITE, flexiK, RGBW
CRI	High Efficiency (CRI-85), ProART (CRI-95), ProART98 (CRI-98)
Driver (Dimming)	Non-dim, phase (leading & trailing edge), 0-10V, DALI



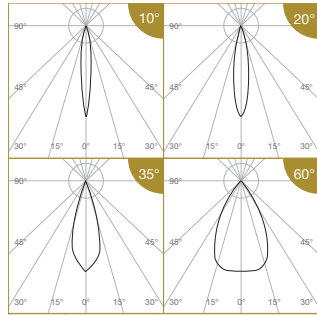
DIMENSIONS (MM)		Height (h)			Height increase with accessories: Anti-Glare Louvre : Height +6 Soft Lens : Height +3 Linear Spread Lens : Height +3 Comfort Pro : Height +20	
ROUND	Trim	Fix	Tilt	Module		
Ø83 cutout	Ø94	(h)	+/-20°	50PM / 50CM:	129	134
				50P / 50C:	115	118
				50N:	112	115
				35P / 35N:	86	92
				COIN:	62	71
				50N-HI:	122	125
				35P-HI / 35N-HI:	96	102
				COIN-HI:	72	81
				MR16 / GU10	86	92

(refer to module driver dimensions)

ANTARES 3

PHOTOMETRICS

50 PRO



Height (m)		E _{max} (lx)			
		10°	20°	35°	60°
1	E(0°)	8185	5304	3119	1206
	Cone Ø (m)	0.19	0.34	0.60	1.15
2	E(0°)	2046	1326	780	301
	Cone Ø (m)	0.38	0.68	1.19	2.30
3	E(0°)	909	589	347	134
	Cone Ø (m)	0.57	1.03	1.79	3.45
4	E(0°)	512	331	195	75
	Cone Ø (m)	0.76	1.37	2.38	4.60
5	E(0°)	327	212	125	48
	Cone Ø (m)	0.95	1.71	2.98	5.75

Correction Factor:

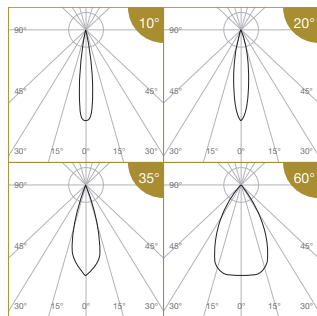
50P (10°) - f = 1.00	50P (20°, 35°, 60°) - f = 1.00
50C (10°) - f = 0.78	50C (20°, 35°, 60°) - f = 0.80
35P (10°) - f = 0.62	35P (20°, 35°, 60°) - f = 0.71
50N (10°) - f = 0.58	50N (20°, 35°, 60°) - f = 0.63
35N (10°) - f = 0.42	35N (20°, 35°, 60°) - f = 0.47
COIN (10°) - f = 0.35	COIN (20°, 35°, 60°) - f = 0.38
50PM (10°) - f = 1.69	50PM (20°, 35°, 60°) - f = 1.73
50CM (10°) - f = 1.37	50CM (20°, 35°, 60°) - f = 1.40
50P-24CV (10°) - f = 0.75	50P-24CV (20°, 35°, 60°) - f = 0.70
50C-24CV (10°) - f = 0.62	50C-24CV (20°, 35°, 60°) - f = 0.57
35P-24CV (10°) - f = 0.48	35P-24CV (20°, 35°, 60°) - f = 0.49
COIN-24CV (10°) - f = 0.28	COIN-24CV (20°, 35°, 60°) - f = 0.27

ELR LED Module				50P	50C	35P	50N	35N	COIN	50PM	50CM
LED Power				12W	10W	8W	7.5W	5.5W	4.5W	21W	17W
System Power				15.2W	12.8W	11W	10W	7.5W	6W	25W	21W
Luminous Flux (lm)	Type	Beam Angle	CRI								
	Single CCT (3000K)	10°	High Efficiency Ra-85	1079	847	672	623	457	374	1826	1477
			ProART Ra-95	917	720	572	530	388	318	1552	1256
			ProART98 Ra-98	755	593	471	436	320	261	1278	1034
		20°	High Efficiency Ra-85	1395	1116	995	884	651	530	2418	1953
			ProART Ra-95	1186	949	846	751	553	451	2055	1660
			ProART98 Ra-98	977	781	697	618	456	371	1693	1367
	35°	High Efficiency Ra-85	1410	1128	1006	893	658	536	2444	1974	
		ProART Ra-95	1199	959	855	760	559	456	2077	1678	
		ProART98 Ra-98	987	790	704	625	461	375	1711	1382	
	60°	High Efficiency Ra-85	1440	1152	1027	912	672	547	2496	2016	
ProART Ra-95		1224	979	874	776	571	466	2122	1714		
ProART98 Ra-98		1008	806	719	638	470	383	1747	1411		
Input Power (24CV)				12W	10W	8W			4.5W		
Luminous Flux (lm)	Type	Beam Angle	CRI								
	24CV Single CCT (3000K)	10°	High Efficiency Ra-85	805	664	523			307		
			ProART Ra-95	685	564	445			261		
			ProART98 Ra-98	564	465	366			215		
		20°	High Efficiency Ra-85	977	800	688			381		
			ProART Ra-95	830	680	585			325		
			ProART98 Ra-98	684	560	482			267		
	35°	High Efficiency Ra-85	987	808	696			385			
		ProART Ra-95	839	687	591			328			
		ProART98 Ra-98	691	566	487			270			
	60°	High Efficiency Ra-85	1008	826	710			394			
ProART Ra-95		857	702	604			335				
ProART98 Ra-98		706	578	497			276				

Data are based on 3000K (ProART CRI-95). Nominal data of 2700K and 3500K are shared with 3000K. Higher CCT of 4000K and 5000K will have a nominal data value of 5% higher than published. (f = 1.05)
 High Efficiency CRI-85 will have a nominal data value of 15% higher than published. (f = 1.17)
 ProART98 CRI-98 will have a nominal data value of 18% lower than published. (f = 0.82)

Nominal CRI-85, equals to Ra>80-87, R9>0
 Nominal CRI-95, equals to Ra>90-97, R9>50
 Nominal CRI-98, equals to Ra>97-99, R9>93

35 PRO ComfySHIFT



Height (m)		E _{max} (lx)			
		10°	20°	35°	60°
1	E(0°)	4295	3536	2079	804
	Cone Ø (m)	0.27	0.34	0.60	1.15
2	E(0°)	1074	884	520	201
	Cone Ø (m)	0.53	0.68	1.19	2.30
3	E(0°)	477	393	231	89
	Cone Ø (m)	0.80	1.03	1.79	3.45
4	E(0°)	268	221	130	50
	Cone Ø (m)	1.07	1.37	2.38	4.60
5	E(0°)	172	141	83	32
	Cone Ø (m)	1.33	1.71	2.98	5.75

Correction Factor: 35P CS - f = 1.00
 50N CS - f = 0.94

ELR LED Module				35P	50N
LED Power				8W	7.5W
System Power				11W	10W
Luminous Flux (lm)	Type	Beam Angle	CRI		
	ComfySHIFT (3100K)	10°	ProART Ra-95	706	664
				791	744
				799	752
				816	768

Data are based on maximum output at 3100K.
 Nominal CRI-95, equals to Ra>90-97, R9>50

ANTARES 3

PHOTOMETRICS

50 PRO WARM DIM



Height (m)		Emax (lx)				ELR LED Module																
		10°	20°	35°	60°	50P	35P	50N	35N	COIN												
1	E(0°)	6469	5325	3131	1211	LED Power																
	Cone Ø (m)	0.27	0.34	0.60	1.15	System Power																
2	E(0°)	1617	1331	783	303	Luminous Flux (lm)	Type	Beam Angle	CRI	50P	35P	50N	35N	COIN								
	Cone Ø (m)	0.53	0.68	1.19	2.30																	
3	E(0°)	719	592	348	135										Warm Dim (3100K)	10°	ProART Ra-95	1062	706	664	490	398
	Cone Ø (m)	0.80	1.03	1.79	3.45													1190	791	744	549	446
4	E(0°)	404	333	196	76													20°	1203	799	752	555
	Cone Ø (m)	1.07	1.37	2.38	4.60	35°	1229	816	768	566	461											
5	E(0°)	259	213	125	48		60°															
	Cone Ø (m)	1.33	1.71	2.98	5.75																	

Correction Factor: 50P WD - f = 1.00
 35P WD - f = 0.66
 50N WD - f = 0.63
 35N WD - f = 0.46
 COIN WD - f = 0.38

Data are based on maximum output at 3100K.
 Nominal CRI-95, equals to Ra>90-97, R9>50

50 PRO tuneWHITE/flexiK



Height (m)		Emax (lx)			ELR LED Module												
		20°	35°	60°	50P	50N	COIN										
1	E(0°)	4160	2446	946	LED Power												
	Cone Ø (m)	0.34	0.60	1.15	System Power												
2	E(0°)	1040	612	236	Luminous Flux (lm)	Type	Beam Angle	CRI	50P	50N	COIN						
	Cone Ø (m)	0.68	1.19	2.30													
3	E(0°)	462	272	105								tuneWHITE/flexiK (4000K / 6500K)	20°	ProART Ra-95	930	558	335
	Cone Ø (m)	1.03	1.79	3.45											940	564	338
4	E(0°)	260	153	59											35°	960	576
	Cone Ø (m)	1.37	2.38	4.60	60°												
5	E(0°)	166	98	38													
	Cone Ø (m)	1.71	2.98	5.75													

Correction Factor: 50P TW / FK - f = 1.00
 50N TW / FK - f = 0.60
 COIN TW / FK - f = 0.36

Data are based on maximum output at highest CCT (4000K / 6500K).
 2700K will have a nominal data value of 10% lower than published. (f = 0.90)
 1800K will have a nominal data value of 30% lower than published. (f = 0.70)
 Nominal CRI-95, equals to Ra>90-97, R9>50

50 PRO RGBW



Height (m)		Emax (lx)		ELR LED Module								
		35°	60°	50P								
1	E(0°)	1480	572	LED Power								
	Cone Ø (m)	0.60	1.15	System Power								
2	E(0°)	370	143	Luminous Flux (lm)	Type	Beam Angle	CRI	50P				
	Cone Ø (m)	1.19	2.30									
3	E(0°)	164	64						RGBW	35°	N/A	569
	Cone Ø (m)	1.79	3.45									581
4	E(0°)	93	36									60°
	Cone Ø (m)	2.38	4.60									
5	E(0°)	59	23									
	Cone Ø (m)	2.98	5.75									

Data are based on maximum output of all 4 RGBW channels.

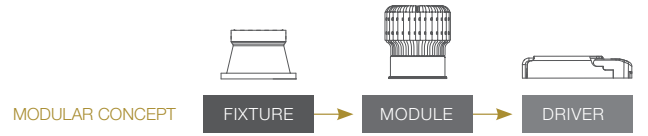
35 PRO HIGH INTENSITY



Height (m)		Emax (lx)	ELR LED Module														
		10°	35P-HI	50N-HI	35N-HI	COIN-HI											
1	E(0°)	10860	LED Power														
	Cone Ø (m)	0.19	System Power														
2	E(0°)	2715	Luminous Flux (lm)	Type	Beam Angle	CRI	35P-HI	50N-HI	35N-HI	COIN-HI							
	Cone Ø (m)	0.37															
3	E(0°)	1207									Single CCT (3000K)	10°	High Efficiency Ra-85	587	552	405	329
	Cone Ø (m)	0.56												ProART Ra-95	499	469	344
4	E(0°)	679													ProART98 Ra-98	411	386
	Cone Ø (m)	0.74															
5	E(0°)	434															
	Cone Ø (m)	0.93															

Correction Factor: 35P-HI - f = 1.00
 50N-HI - f = 0.94
 35N-HI - f = 0.69
 COIN-HI - f = 0.56

ANTARES 3



ORDERING MATRIX CHART

Fixture																			
Type	Trim Options		Shape		Angle		Colour		Accessories										
ANTARES-3	T	Trim	RD	Round	FX	Fix	WH	Matt White	N	None									
											TL	Tilt	MB	Matt Black	AGL	Anti-Glare Louvre	SL	Soft Lens	LSL

**IP54 seal accessory is valid for fix angle fixtures only.

****COIN Module Bracket accessory is necessary when paired with COIN LED module variants.

Single CCT LED Module					Driver	
LED Power	Beam Angle		Colour Temp	CRI	Dimming	
ELR50PM	21W	10° 10°	27 2700K	HE Ra-85	ND	Non-Dim
ELR50CM	17W	20° 20°	30 3000K	PA ProART	PH	Phase
ELR50P	12W	35° 35°	35 3500K	PP ProART98	AN	0-10V
ELR50C	10W	60° 60°	40 4000K		DA	DALI
ELR35P	8W		50 5000K			
ELR50N	7.5W					
ELR35N	5.5W					
ELRCOIN	4.5W					
ELR35P-HI	8W	NS 10°	27 2700K	HE Ra-85	ND	Non-Dim
ELR50N-HI	7.5W		30 3000K	PA ProART	PH	Phase
ELR35N-HI	5.5W		35 3500K	PP ProART98	AN	0-10V
ELRCOIN-HI	4.5W		40 4000K		DA	DALI
			50 5000K			
ELR50P-24CV	12W	10° 10°	27 2700K	HE Ra-85		
ELR50C-24CV	10W	20° 20°	30 3000K	PA ProART		
ELR35P-24CV	8W	35° 35°	35 3500K	PP ProART98		
ELRCOIN-24CV	4.5W	60° 60°	40 4000K			
			50 5000K			

*Drivers for 24CV LED modules are sold separately.

ComfySHIFT LED Module					Driver	
LED Power	Beam Angle		Colour Temp	CRI	Dimming	
ELR35P	8W	10° 10°	CS ComfySHIFT	PA ProART	ND	Non-Dim
ELR50N	7.5W	20° 20°				
		35° 35°				
		60° 60°				

example: ANTARES-3.T.RD.TL.WH.AGL.ELR50P.60.27.PA.DA

*Custom RAL colour options available.

Warm Dim LED Module					Driver	
LED Power	Beam Angle		Colour Temp	CRI	Dimming	
ELR50P	12W	10° 10°	WD Warm Dim	PA ProART	PH	Phase
ELR35P	8W	20° 20°			AN	0-10V
ELR50N	7.5W	35° 35°			DA	DALI
ELR35N	5.5W	60° 60°				
ELRCOIN	4.5W					

tuneWHITE LED Module					Driver	
LED Power	Beam Angle		Colour Temp	CRI	Dimming	
ELR50P	12W	20° 20°	TW1831 tuneWHITE 1800K-3100K	PA ProART	DA	DALI
ELR50N	7.5W	35° 35°	TW1840 tuneWHITE 1800K-4000K			
ELRCOIN	4.5W	60° 60°	TW2765 tuneWHITE 2700K-6500K			

flexiK LED Module					Driver	
LED Power	Beam Angle		Colour Temp	CRI	Dimming	
ELR50P	12W	20° 20°	FK## flexiK	PA ProART	PH	Phase
ELR50N	7.5W	35° 35°			AN	0-10V
ELRCOIN	4.5W	60° 60°			DA	DALI

denotes the first two digits of preferred CCT ranging from 1800K to 6500K by increment of 100K.

RGBW LED Module				
LED Power	Beam Angle		Colour Temp	
ELR50P	12W	35° 35°	RGBW	Red, Green, Blue, White
		60° 60°		

*Drivers for RGBW LED modules are sold separately.